 <b>FiMVO</b> Suomen Lääkevarmennus	<b>WI – Alert Handling Guideline for Medicines Verification System for System Users</b>			
	Document Number:	NMVO-0049	Version:	5.0
	Effective date:	16-May-2024	Page 1 of 31	

## Author Signature

<b>Name</b>	<b>Role</b>	<b>Date</b>	<b>Signature</b>
Stanley Eklund	Author	See signature page	Electronically signed with Visma Sign

## Reviewer & Approver Signatures

<b>Name</b>	<b>Role</b>	<b>Date</b>	<b>Signature</b>
Mirka Koski	Reviewer	See signature page	Electronically signed with Visma Sign
Maija Gohlke	Approver	See signature page	Electronically signed with Visma Sign
Teijo Yrjönen	QA Approver	See signature page	Electronically signed with Visma Sign

## Revision History

<b>Version</b>	<b>Date</b>	<b>Reason for changes</b>	<b>Description of changes made</b>
1.0	04-Dec-2020	Initial document	SOP included in the Quality Management System and the structure has been aligned with the SOP template.  Changes introduced by EU Hub R1.8 have been addressed. The most significant change is that all alerts are now propagated to the OBP.
2.0	08-Nov-2021	Changes in two alert functionalities	Document type has been changed to work instruction. Changes introduced by FiMVS Core release 1.09 have been addressed. The functionalities regarding alerts NMVS_NC_PCK_19 and NMVS_NC_PCK_22 have been modified.

<b>Version</b>	<b>Date</b>	<b>Reason for changes</b>	<b>Description of changes made</b>
3.0	07-Nov-2022	Changes in alert functionalities	Changes introduced by FiMVS Core release 1.10 have been addressed. The descriptions/functionality regarding alerts NMVS_FE_LOT_12, NMVS_NC_PCK_20, NMVS_NC_PCK_21 and NMVS_NC_PCK_27 have been adapted. Links to reference documents have been updated.
4.0	19-Nov-2023	Changes in alert functionalities	The entire working instruction has been updated considering the changes introduced in alert and return codes by the change of NMVS supplier. In scope of the working instruction are users connected to the NMVS via the REST API.
5.0	16-May-2024	Changes in alert functionalities	Changes introduced by FiMVS Release 14 have been addressed regarding alerts A3 and A68. Links regarding lists of FiMVS operation codes and messages have been updated. Chapter regarding the alert of the expiry date mismatch has been updated.

## Table of Contents

1.	Purpose .....	4
2.	Scope .....	4
3.	Definitions.....	5
4.	Alerts returned by the Medicines Verification System.....	6
5.	Exceptions returned by the Medicines Verification System .....	9
6.	Processes for handling and investigating alerts .....	11
6.1	Support and contact details .....	12
6.2	Unknown serial number. ....	13
6.3	The serial number is unknown. The batch has not been found. ....	16
6.4	The batch identifier mismatches the recorded batch identifier. ....	18
6.5	The expiry date mismatches the recorded expiry date.....	21
6.6	The pack cannot be supplied. OR The pack was previously supplied at this location.....	24
6.7	The pack cannot be decommissioned. OR The pack is already decommissioned at this location.....	26
6.8	The pack cannot be reactivated. Time limit exceeded. ....	28
6.9	The pack cannot be reintroduced. It was supplied at another location. OR The pack cannot be reactivated. It was decommissioned at another location. ....	29
7.	Roles & Responsibilities.....	30
8.	Reference documents .....	31

## 1. Purpose

The purpose of this document is to describe the processes and procedures for handling alerts caused by the medicines verification system from the perspective of different user groups. The document can be used to further develop users' IT systems so that the user can quickly and easily see the content of the verification inquiry, the response from the FiMVS system, and can also distinguish whether it is an error message or an alert.

The medicines verification system is based on the requirements of EU legislation (Falsified Medicines Directive (2011/62/EU) and the Commission Delegated Regulation (EU) 2016/161). The aim is to prevent falsified medicines entering the legal supply chain for medicinal products and to improve safety.

The medicines verification system applies to almost all prescription medicines. They are equipped with 2D codes that include the unique identifiers for the packs. When dispensing a serialized medicine, the information on the pack is compared to the data in the medicines verification system database. If the information is consistent, we can be assured this is not a falsification. In some cases, however, the pack may cause an alert.

## 2. Scope


The scope of this document includes the activities in the medicines verification system and the processes and procedures for handling alerts caused by the medicines verification system. However, each user of the verification system will have to resolve the final process for their part.

Medicines verification system alerts must **always** be investigated before the pack is dispensed. If the alert is caused by a false alert and/or if falsification is not suspected, the pack can be dispensed to the customer. N.B. The pack should not be returned to the wholesaler before the cause of the alert is resolved and/or return has been agreed with the marketing authorization holder.

This document has been drafted in co-operation with stakeholders in the pharmaceutical supply chain. The document will be updated as necessary, possible suggestions can be sent to FiMVO at [nmvs@fimvo.fi](mailto:nmvs@fimvo.fi)

### 3. Definitions

Term/Acronym	Definition
<b>EMVO</b>	European Medicines Verification Organisation
<b>EMVS</b>	European Medicines Verification System
<b>EU Hub</b>	European Hub
<b>Fimea</b>	Finnish Medicines Agency
<b>FiMVO</b>	Finnish Medicines Verification Organisation
<b>FiMVS</b>	Finnish Medicines Verification System
<b>GTIN</b>	Global Trade Item Number
<b>IMT</b>	Inter Market Transaction
<b>MAH</b>	Marketing Authorisation Holder
<b>NMVS</b>	National Medicines Verification System
<b>OBP</b>	On-Boarding Partner
<b>PC</b>	Product Code
<b>SN</b>	Serial Number

	WI – Alert Handling Guideline for Medicines Verification System for System Users		
	Document Number: NMVO-0049	Version: 5.0	
	Effective date: 16-May-2024		Page 6 of 31

## 4. Alerts returned by the Medicines Verification System

Depending on the malfunction / error situation, different levels of exceptions can occur in the FiMVS system. The distribution of exceptions in these different levels L1 to L5 (described in more detail below) is based on a general definition of the architecture of the EU medicines verification system. From a technical point of view, the FiMVS system always reverts the actual return / alert code in exceptions, not the level. A complete list of all return / alert codes with their descriptions can be found in this [document](#) on FiMVO website. NOTE! The description provided by the end user software may differ from the description provided by FiMVS. Users are advised to consult their IT-supplier with regards to this aspect.

- L1: An exception that the system repairs itself. This exception is not visible to the user in any way.
- L2: The user receives notice of the exception.
- L3: In addition to the user the System Administrator (EMVO or FiMVO) receives notice of the exception.
- L4: In addition to the user more than one system administrator (EMVO or FiMVO) receives notice of the exception.
- **L5: In addition to the user and system administrators, the OBP is also notified of the exception. This may be a falsified pack. L5 exceptions are alerts and each and every alert must be investigated before the pack is dispensed to the patient. If the alert is confirmed to be a false alert and/or if falsification is not suspected, the pack can be dispensed to the customer. N.B. The pack should not be returned to the wholesaler before the reason for the alert is resolved and/or return has been agreed with the marketing authorization holder. All L5 alerts are described in more detail in the table below and following paragraphs.**

All L5 level alerts with messages are described in more detail in the following table:

Alert message	Explanation	Alert code (FiMVS)	Alert code (EU Hub)	Guidelines for investigating the alert
<p>Unknown serial number</p> <p>OR</p> <p>The serial number is unknown. The length or format does not match what has been uploaded. Possible scanner or software malfunction.</p>	<p>The serial number used for the transaction does not exist in the system for this product code. Product code and batch ID exist in the system but the serial number is incorrect.</p>	<p>41020001, 41020010, 41020011, 41020012</p>	<p>#A3</p>	<p>First check if reading the 2D code was successful. Firstly, contact the MAH, <a href="#">see chapter 6.2</a></p>
<p>The serial number is unknown. The batch has not been found.</p>	<p>Neither the batch ID nor the serial number used for the transaction exist in the system for this product number. The product code used for the transaction exists in the system.</p>	<p>41020002</p>	<p>#A2</p>	<p>First check if reading the 2D code was successful. Firstly, contact the MAH, <a href="#">see chapter 6.3</a></p>
<p>The batch identifier mismatches the recorded batch identifier.</p> <p>OR</p> <p>The batch identifier mismatches the recorded batch identifier. The length or format does not match what has been uploaded. Possible scanner or software malfunction.</p>	<p>The serial number used for the transaction was found for the product code, but it does not match with the batch ID uploaded to the NMVS.</p>	<p>41020003, 41020007, 41020008, 41020009</p>	<p>#A68</p>	<p>First check if reading the 2D code was successful. Firstly, contact the MAH, <a href="#">see chapter 6.4</a></p>



## WI – Alert Handling Guideline for Medicines Verification System for System Users

Document Number: NMVO-0049

Version: 5.0

Effective date: 16-May-2024

Page 8 of 31

Alert message	Explanation	Alert code (FiMVS)	Alert code (EU Hub)	Guidelines for investigating the alert
The expiry date mismatches the recorded expiry date.	The expiry date used for the transaction does not match the expiry date uploaded to the NMVS. The product code, expiry date and serial number can be found in the NMVS, but the expiry date differs.	41020005	#A52	First check if reading the 2D code was successful. Firstly, contact the MAH, <a href="#">see chapter 6.5</a>
The pack cannot be supplied.  OR  The pack was previously supplied at this location.	The user attempted to dispense a pack that was already decommissioned.	51220000, 51220200, 51220201, 51220202, 51220300, 51220301, 51220400, 51220401, 51220500, 51220501, 51220600, 51220601, 51220700, 51220701, 51220800, 51220801, 51220900	#A7 / #A24	Firstly, contact FIMVO, <a href="#">see chapter 6.6</a>
The pack cannot be decommissioned.  OR  The pack is already decommissioned at this location.	The user attempted to decommission (not dispense) a pack that was already decommissioned.	51320000, 51320200, 51320201, 51320300, 51320301, 51320400, 51320401, 51320500, 51320501, 51320600, 51320601, 51320700, 51320701, 51320800, 51320801, 51320900	#A7 / #A24	Firstly, contact FIMVO, <a href="#">see chapter 6.7</a>

A complete list of all return / alert codes beginning with 5122 and 5132 and their descriptions can be found in this [document](#) on FIMVO website.



## 5. Exceptions returned by the Medicines Verification System

The following table shows the most common exceptions returned by FiMVS. A complete list of all return / alert codes with their descriptions can be found in this [document](#) on FiMVO website. NOTE! The description provided by the end user software may differ from the description provided by FiMVS. Users are advised to consult their IT-supplier with regards to this aspect.

Exception message	Explanation	Return code (FiMVS)	Return code (EU Hub)	Guidelines for investigating the exception
The product code is unknown.	The used product code is not available in the national system (or in the whole EU market if an intermarket transaction is triggered).	41020000	#A1	If not known, the reason for the pack not being in scope of the medicines verification system should be clarified. This can be done after dispensing. If in doubt as to whether the pack is in scope, check with the MAH or with the wholesaler if the pack is a special license product.
The pack was previously supplied at this location.	The user attempted to dispense a pack which has already been dispensed by the same location. The system returns this exception three times before raising an alert.	11220200, 11220201	#A10	Undo the previous action on the pack, i.e. reactivate the pack. If the original transaction was performed not more than 10 days ago, the pack state will be returned to active.
The pack cannot be reactivated. Time limit exceeded.	The user attempted to reactivate a pack which has been decommissioned more than 10 days ago and the action cannot be undone anymore.	51420002, 51420200, 51420501, 51420601, 51420801	#A4	Firstly, contact FiMVO, <a href="#">see chapter 6.8</a>

Exception message	Explanation	Return code (FiMVS)	Return code (EU Hub)	Guidelines for investigating the exception
The pack cannot be reintroduced. It was supplied at another location. / The pack cannot be reactivated. It was decommissioned at another location.	The user attempted to reactivate a pack which has been decommissioned by a different location. Undo can only be executed by the same location (e.g. the same pharmacy) which performed the initial transaction.	51420201, 51420300, 51420400, 51420500, 51420600, 51420700, 51420900	#A5	Firstly, contact FiMVO, <a href="#">see chapter 6.9</a>
The pack cannot be supplied.	The user attempted to dispense a pack belonging to an expired or recalled batch or a withdrawn product.	51221000, 51221100, 51221200	#A8 / #A9 / #A69	The pack should be put aside for investigations. If needed, contact the MAH or the wholesaler if the pack is a special license product.
The pack cannot be decommissioned.	The user attempted to decommission (not dispense) a pack belonging to an expired or recalled batch or a withdrawn product.	51321000, 51321100, 51321200	#A8 / #A9 / #A69	The pack should be put aside for investigations. If needed, contact the MAH or the wholesaler if the pack is a special license product.

## 6. Processes for handling and investigating alerts

Almost all prescription medicines are within scope of the medicines verification system. All their batches released after February 9, 2019, must be labeled in accordance with the requirements of Delegated Regulation (EU) 2016/161 and any system alerts related to them must be considered suspected falsified medicinal products and resolved in accordance with regulatory guidelines and the users' own approved procedures. See also Roles & Responsibilities in [chapter 7](#).


The Finnish Medicines Agency Fimea has published information on the safety features of medicines on their [website](#).

The following paragraphs describe alerts, their possible root causes, and procedures for handling alerts. The measures are grouped according to the different actors in the distribution chain. Note that the root cause of the alert is not necessarily connected to the actor that triggers the alert (for example, the root cause of an alert in the pharmacy might be the fact that the batch data has not been uploaded to the system by the pharmaceutical company).

Alert processing and investigations proceed according to a three-tiered classification:

- possible suspected falsification: an alert to be investigated with the MAH and / or FiMVO
- suspected falsification: an alert for which any technical or process-related reason has been ruled out indicating a suspected falsification or product defect, which is to be handled and reported by the MAH in accordance with the Fimea regulation on reporting of product defects and suspected falsifications
- confirmed falsification, whereby the MAH acts in accordance with a class 1 product defect process.

This guideline is based on the knowledge and experience gathered by FiMVO as well as similar experiences and insights gained through European cooperation.

	<b>WI – Alert Handling Guideline for Medicines Verification System for System Users</b>		
	Document Number: NMVO-0049	Version: 5.0	
	Effective date: 16-May-2024		Page 12 of 31

## 6.1 Support and contact details

Support and clarification requests for both FiMVO and MAHs must include the following unique identifiers associated with the product and / or pack to which the request for clarification applies and other necessary information:

1. Product Code (PC / GTIN)
2. Batch number (LOT / Batch)
3. Serial number (SN)
4. Expiry date (EXP)
5. Information regarding what alert is in question (alert description) and what support is required
6. It is helpful to include a photo of the 2D code and of the human readable data on the pack with the support request N.B. The pack should not be returned to the wholesaler before the cause of the alert is resolved and/or return has been agreed with the marketing authorization holder.

NOTE! The Nordic product number (Vnr) is not maintained in the medicines verification system. The Vnr number does not identify the pack causing the alert. A product code is always a 14-digit GTIN format product code (PC).

Support and clarification requests to FiMVO should be sent to the email address: [nmvs@fimvo.fi](mailto:nmvs@fimvo.fi). Email is the preferred way of communication. Our hotline should only be used if the supply of the medicine to the patient is at risk of being delayed or prevented (hotline: +358 9 6150 4949).

## 6.2 Unknown serial number.

Alert message	Explanation	Alert code (FiMVS)
Unknown serial number OR The serial number is unknown. The length or format does not match what has been uploaded. Possible scanner or software malfunction.	The serial number used for the transaction does not exist in the system for this product code. Product code and batch ID exist in the system but the serial number is incorrect.	41020001, 41020010, 41020011, 41020012

Possible root causes of the alert:

- Not all serial numbers in the batch have been uploaded to EMVS.
- The data in the transaction differs from the data printed on the pack.
  - Scanner configuration error (serial number contains capital and small letters which interchange).
  - Scanning errors or erroneous data change after the barcode has been scanned (serial number is missing one or more characters, or extra characters have appeared after the batch ID, often the beginning of the EAN code).
  - Manual data entry error.

Actor	Alert handling procedure
Pharmacy / Hospital pharmacy / Dispensary / Wholesaler	<ol style="list-style-type: none"> <li>1. Check the data of the transaction in the pharmacy system (if possible).</li> <li>2. Compare the data of the transaction (especially the serial number) to the human readable data on the pack. If the data is the same as the human readable data on the pack, the most probable cause is that not all serial numbers in the batch have been uploaded to EMVS, even though the product’s master and batch data can be found. N.B. The pack does not need to be verified numerous times/on consecutive days. Investigations should begin as soon as it has been confirmed, that the 2D code reading has been successful. In this case, move directly to point 6.</li> <li>3. If the data of the transaction (serial number) does not match the human readable data, scan the 2D code again. If this is successful and does not generate an alert, the pack can be dispensed.</li> <li>4. If this still fails, try using another scanner or enter the information manually. If the 2D code scanning or manual entry is successful and no alert is generated, the pack can be dispensed. NOTE. If the 2D code cannot be scanned and the human readable data is also illegible, the pack must not be dispensed. The pack must be reported to the MAH as a product defect.</li> <li>5. If scanning is successful with one scanner but not another, the problem could stem from the scanner’s configuration. Check that the scanner has been correctly configured. Contact your IT supplier to solve this. The scanner should read and transact data without changing it in any way.</li> <li>6. If the pack cannot be dispensed, it should be put aside, and investigations should continue with the MAH. <u>It may be a falsified pack. Alerts should be notified to the MAH through the wholesaler’s product defect system or directly via email or phone.</u> The notification must include the pack’s human readable data, i.e. product code, serial number, batch ID and expiry date. It is helpful to send a photograph of the pack as an attachment. The photo should include the 2D code and the human readable data on the pack.</li> </ol>

## WI – Alert Handling Guideline for Medicines Verification System for System Users

Document Number: NMVO-0049

Version: 5.0

Effective date: 16-May-2024

Page 15 of 31

Actor	Alert handling procedure
MAH / OBP	<p>Check the serial number in the alert message, does it match the data uploaded to EMVS?</p> <p>a) <b>If no:</b> it could be a scanning error by the end user or incorrect manual data entry by the end user, <u>or a genuine falsification</u>. If you have received a photograph of the pack from the end user, ensure that the data in the 2D code on the pack is correct. Also, make sure that the 2D code data is identical to the data uploaded to EMVS. If the end user has not made contact, FiMVO (<a href="mailto:nmvs@fimvo.fi">nmvs@fimvo.fi</a>) can check the audit trail of the pack in the FiMVS system, if the MAH/OBP can find in the batch data a serial number that differs only to a small extent from the erroneous serial number. Often the alerting pack has been successfully verified after the alert due to a data entry error. If needed, FiMVO can contact the user.</p> <p><b>NOTE!</b> If the investigations confirm that this is a genuine falsified medicine, the product defect process should be followed (Class 1 product defect). <u>The MAH should pay particular attention to informing pharmacies, wholesalers and Fimea</u> in order to keep them up to date of the situation and to ensure uninterrupted treatment and patient safety. The MAH is responsible for the planning and implementation of the required actions. Fimea oversees that the measures are adequate and appropriate. (<a href="https://www.fimea.fi/web/en/supervision/pharmacovigilance/product_defects">https://www.fimea.fi/web/en/supervision/pharmacovigilance/product_defects</a>).</p> <p>b) <b>If yes:</b> it is likely that not all serial numbers in this batch have been uploaded to the EMVS. The MAH should, if appropriate, ask the distributor to place a sales ban on the batch for the duration of the investigation. The MAH together with the OBP investigates the case and performs the required corrective actions including the informing of distribution chain actors and FiMVO of the situation.</p> <p>If needed, FiMVO will respond to inquiries as to whether the batch data has been successfully uploaded to FiMVS (<a href="mailto:nmvs@fimvo.fi">nmvs@fimvo.fi</a>).</p>

### 6.3 The serial number is unknown. The batch has not been found.

Alert message	Explanation	Alert code (FiMVS)
The serial number is unknown. The batch has not been found.	Neither the batch ID nor the serial number used for the transaction exist in the system for this product number. The product code used for the transaction exists in the system.	41020002


Possible root causes of the alert:

- Batch data has not been uploaded to the EMVS system.
- The data used for the transaction (batch ID AND serial number) differs from the data printed on the pack.
  - o Scanner reading error or erroneously changed scanned data.
  - o Manual data entry error.

Actor	Alert handling procedure
Pharmacy / Hospital pharmacy / Dispensary / Wholesaler	<ol style="list-style-type: none"> <li>1. Check the data of the transaction in the pharmacy system (if possible).</li> <li>2. Compare the data of the transaction (especially batch ID and serial number) to the human readable data on the pack. If the data (both batch ID and serial number) are the same as the human readable data on the pack, the most probable cause is that the batch data has not been uploaded to EMVS. In this case, move directly to point 5.</li> <li>3. If the transaction data (batch ID and serial number) does not match the data on the pack, scan the 2D code again. If this is successful and does not generate an alert, the pack can be dispensed.</li> <li>4. If this still fails, try using another scanner or enter the data manually. If the 2D code scanning or manual entry is successful and no alert is generated, the pack can be dispensed. NOTE. If the 2D code cannot be scanned and the human readable data is also illegible, the pack must not be dispensed. The pack must be reported to the MAH as a product defect.</li> <li>5. If the transaction is not successful, the pack should be put aside, and investigations should continue with the MAH. <u>Alerts should be notified to the MAH through the wholesaler’s product defect system or directly via email or phone.</u> Notifications must include the pack’s human readable data, i.e. product code, serial number, batch ID and expiry date. It is helpful to send a photograph of the pack as an attachment. The photo should include the 2D code and the human readable data on the pack.</li> </ol>



Actor	Alert handling procedure
MAH / OBP	<p>Check the alert message: Is this the correct batch number for this product?</p> <p>a) <b>If no:</b> it could be a scanning error by the end user or incorrect manual data entry by the end user. If you have received a photograph of the pack, ensure that the 2D code data on the pack is correct. Also, make sure that the 2D code data is identical to the data uploaded to EMVS. If the end user has not made contact, FiMVO (<a href="mailto:nmvs@fimvo.fi">nmvs@fimvo.fi</a>) can check the audit trail in the FiMVS system. Often the alerting pack has been successfully verified after the alert due to a data entry error. If needed, FiMVO can also contact the end user.</p> <p><b>NOTE!</b> If incorrect batch data has been printed on the pack, this is a product defect or a possible suspected falsification. The responsible MAH should request the wholesaler, if necessary, to place a sales ban on the batch for the duration of the investigation and perform the investigation together with the OBP. <u>The MAH should pay particular attention to informing pharmacies, wholesalers and Fimea</u> in order to keep them up to date with the situation and to ensure uninterrupted treatment and patient safety. If the investigations confirm that this is a falsified medicine, the product defect process should be followed (Class 1 product defect). The MAH is responsible for the planning and implementation of the required actions. Fimea oversees that the measures are adequate and appropriate.  <a href="https://www.fimea.fi/web/en/supervision/pharmacovigilance/product_defects">https://www.fimea.fi/web/en/supervision/pharmacovigilance/product_defects</a>).</p> <p>b) <b>If yes:</b> it is likely that the data for this batch has not been uploaded to the EMVS. The MAH should, if appropriate, ask the distributor to place a sales ban on the batch for the period of the investigation. If the reason for the alert is that the OBP has not uploaded the batch data to FiMVS or if the data upload has been unsuccessful, the data should be uploaded without delay, and the MAH should inform all actors in the supply chain and FiMVO of the situation, and when the data has been uploaded successfully.</p> <p>If needed, FiMVO will respond to inquiries as to whether the batch data has been uploaded to the FiMVS system: (<a href="mailto:nmvs@fimvo.fi">nmvs@fimvo.fi</a>).</p>

	<b>WI – Alert Handling Guideline for Medicines Verification System for System Users</b>		
	Document Number: NMVO-0049	Version: 5.0	
	Effective date: 16-May-2024		Page 18 of 31

#### 6.4 The batch identifier mismatches the recorded batch identifier.


Alert message	Explanation	Alert code (FiMVS)
<p>The batch identifier mismatches the recorded batch identifier.</p> <p>OR</p> <p>The batch identifier mismatches the recorded batch identifier. The length or format does not match what has been uploaded. Possible scanner or software malfunction.</p>	<p>The serial number used for the transaction was found for the product code, but it does not match with the batch ID uploaded to the NMVS.</p>	<p>41020003, 41020007, 41020008, 41020009</p>

Possible root causes of the alert:

- The information printed on the pack differs from the data uploaded to EMVS.
- The data of the transaction differs from the information printed on the pack.
  - Scanner configuration error (batch ID contains capital and small letters which interchange or special characters change).
  - Scanning errors or erroneous data change after the barcode has been scanned (batch ID is missing one or more characters, or extra characters have appeared after the batch ID, often the EAN code or the beginning of it).
  - Manual data entry error.

Actor	Alert handling procedure
Pharmacy / Hospital pharmacy / Dispensary / Wholesaler	<ol style="list-style-type: none"> <li>1. Check the data of the transaction in the pharmacy system (if possible).</li> <li>2. Compare the data of the transaction (especially the batch data) to the human readable data on the pack. If the data matches, the most probable cause is that the batch data differs from what has been uploaded to the EMVS. In this case, move directly to point 6.</li> <li>3. If the transaction data (batch data) does not match the data on the pack, scan the 2D code again. If this is successful and does not generate an alert, the pack can be dispensed.</li> <li>4. If this still fails, try using another scanner or enter the information manually. If the 2D code scanning or manual entry is successful and no alert is generated, the pack can be dispensed. NOTE. If the 2D code cannot be scanned and the human readable data is also illegible, the pack must not be dispensed. The pack must be reported to the MAH as a product defect.</li> <li>5. If scanning is successful with one scanner but not another, the problem could stem from the scanner's configuration. Check that the scanner has been correctly configured. Contact your IT supplier to solve this. The scanner should read and transact data without changing it in any way.</li> <li>6. If the pack cannot be dispensed, it should be put aside, and investigations should continue with the MAH. <u>Alerts should be notified to the MAH through the wholesaler's product defect system or directly via email or phone.</u> Notifications must include the pack's human readable data, i.e. product code, serial number, batch ID and expiry date. It is helpful to send a photograph of the pack as an attachment. The photo should include the 2D code and the human readable data on the pack.</li> </ol>

Actor	Alert handling procedure
MAH / OBP	<ol style="list-style-type: none"> <li>1. Check the batch ID and serial number in the alert message, is the serial number linked to the batch and does the data match the data uploaded to EMVS?</li> <li>2. If the data differs, the batch data printed on the pack may differ from the batch data uploaded to the system, or there is an error with the scanner or an error in manual data entry.</li> <li>3. If the end user does not contact the MAH/OBP, FiMVO (<a href="mailto:nmvs@fimvo.fi">nmvs@fimvo.fi</a>) may be asked to check the pack's audit trail. Often the alerting pack has been successfully verified and/or decommissioned after the alert. In this case the end user does not usually contact the MAH/OBP. FiMVO can also contact the end user in question, if necessary.</li> <li>4. If the end user requests clarification with an attached photograph of the pack, check that the 2D code on the pack has the correct information. In addition, check also that the 2D code data is the same as data uploaded to EMVS.</li> <li>5. If the data on the pack differs from the data uploaded to FiMVS, the MAH should, if necessary, request the distributor to place a sales ban on the batch for the duration of the investigation and work with the OBP to solve the situation. <u>The MAH should pay particular attention to informing pharmacies, wholesalers and Fimea</u> in order to keep them up to date of the situation and to ensure uninterrupted treatment and patient safety.</li> <li>6. If the investigations confirm that this is a genuine falsified medicine, the product defect process should be followed (Class 1 product defect). The MAH is responsible for the planning and implementation of the required actions. Fimea oversees that the measures are adequate and appropriate. (<a href="https://www.fimea.fi/web/en/supervision/pharmacovigilance/product_defects">https://www.fimea.fi/web/en/supervision/pharmacovigilance/product_defects</a>).</li> </ol>

	WI – Alert Handling Guideline for Medicines Verification System for System Users		
	Document Number: NMVO-0049	Version: 5.0	
	Effective date: 16-May-2024		Page 21 of 31

### 6.5 The expiry date mismatches the recorded expiry date.

Alert message	Explanation	Alert code (FiMVS)
The expiry date mismatches the recorded expiry date.	The expiry date used for the transaction does not match the expiry date uploaded to the NMVS. The product code, expiry date and serial number can be found in the NMVS, but the expiry date differs.	41020005

Possible root causes of the alert:

- The information printed on the pack differs from the data uploaded to EMVS (either the year or month of the expiry date).
- The transaction data differs from the information on the pack.
  - The manually entered expiry date is in the wrong format (DDMMYY) and should be in the correct format YYMMDD.
  - A typing error made whilst manually entering the expiry date.
- Please note that this alert is created only when either the year or the month of the expiry date differs or is erroneous. An alert will **not** be created when only the date is incorrect.



## WI – Alert Handling Guideline for Medicines Verification System for System Users

Document Number: NMVO-0049


Version: 5.0

Effective date: 16-May-2024

Page 22 of 31

Actor	Alert handling procedure
Pharmacy / Hospital pharmacy / Dispensary / Wholesaler	<ol style="list-style-type: none"><li>1. Check the data of the transaction in the pharmacy system (if possible).</li><li>2. Compare the data of the transaction (especially expiry date) to the human readable data on the pack. If the data are the same, the most probable cause is that the expiry date in the system differs from the one printed on the pack. In this case, move directly to point 5.</li><li>3. If the data of the transaction (expiry date) does not match the data on the pack, scan the 2D code again. If this is successful and does not generate an alert, the pack can be dispensed.</li><li>4. If this still fails, enter the information manually in the correct format, YYMMDD. If the manual entry is successful and no alert is generated, the pack can be dispensed. NOTE. If the 2D code cannot be scanned and the human readable data is also illegible, the pack must not be dispensed. The pack must be reported to the MAH as a product defect.</li><li>5. If the transaction is not successful, the pack should be put aside, and investigations should continue with the MAH. <u>Alerts should be notified to the MAH through the wholesaler's product defect system or directly via email or phone.</u> Notifications must include the pack's human readable data, i.e. product code, serial number, batch ID and expiry date. It is helpful to send a photograph of the pack as an attachment. The photo should include human readable data on the pack.</li></ol> <p>If needed, FiMVO will respond to inquiries as to what expiry date has been uploaded to FIMVS (<a href="mailto:nmvs@fimvo.fi">nmvs@fimvo.fi</a>).</p>

Actor	Alert handling procedure
MAH / OBP	<ol style="list-style-type: none"> <li>1. Check the alert message: Is this the same expiry date as in the system?</li> <li>2. If the data is different, the expiry date printed on the pack may differ from the expiry date uploaded to the system, or there is an error with the scanner or an error in manual data entry.</li> <li>3. If the end user is in contact and has provided a photograph of the pack, check that the 2D code on the pack has the correct information. Check that the 2D code data is the same as data uploaded to EMVS.</li> <li>4. If the data on the pack differs from the data uploaded, the MAH should, if necessary, request the distributor to place a sales ban on the batch for the duration of the investigation and work with the OBP to solve the situation. <u>The MAH should pay particular attention to informing pharmacies, wholesalers and Fimea</u> in order to keep them up to date with the situation and to ensure uninterrupted treatment and patient safety.</li> <li>5. If the investigation confirms that this is a genuine falsified medicine, the product defect process should be followed (Class 1 product defect). The MAH is responsible for the planning and implementation of the required actions. Fimea oversees that the measures are adequate and appropriate. (<a href="https://www.fimea.fi/web/en/supervision/pharmacovigilance/product_defects">https://www.fimea.fi/web/en/supervision/pharmacovigilance/product_defects</a>).</li> <li>6. If the end user does not contact the MAH, FIMVO (<a href="mailto:nmvs@fimvo.fi">nmvs@fimvo.fi</a>) may be asked to check the pack's audit trail. Often the alerting pack has been successfully verified and/or decommissioned after the alert. FIMVO can also contact the end user in question, if necessary.</li> </ol>

	WI – Alert Handling Guideline for Medicines Verification System for System Users		
	Document Number: NMVO-0049	Version: 5.0	
	Effective date: 16-May-2024		Page 24 of 31

### 6.6 The pack cannot be supplied. OR The pack was previously supplied at this location

Alert message	Explanation	Alert code (FiMVS)
<p>The pack cannot be supplied.</p> <p>OR</p> <p>The pack was previously supplied at this location.</p>	The user attempted to dispense a pack that was already decommissioned.	51220000, 51220200, 51220201, 51220202, 51220300, 51220301, 51220400, 51220401, 51220500, 51220501, 51220600, 51220601, 51220700, 51220701, 51220800, 51220801, 51220900


A complete list of all return / alert codes beginning with 5122 with their descriptions can be found in this [document](#) on FiMVO website.

Possible root causes of the alert:

- The same user has already dispensed the pack. Before the alert is generated the user will receive the error message “*The pack was previously supplied at this location.*” twice and on the third time the error message “*The pack was previously supplied at this location. The next attempt will be rejected.*” Furthermore, the alert message will in this case state that the pack has been dispensed at this location.
- Another user has already decommissioned the pack. The alert message will in this case state that the decommissioning was performed at another location.
- In some rare cases it is possible that two packs with identical identifiers have been released on the market by the MAH and the other one of these two packs has already been decommissioned.



Actor	Alert handling procedure
Pharmacy / Hospital pharmacy / Dispensary / Wholesaler	<ol style="list-style-type: none"> <li>1. Check the pack status in FiMVS, if it is not evident based on the alert message.</li> <li>2. Undo the previous action on the pack, i.e. reactivate the pack.</li> <li>3. If the undo is successful, the original transaction was performed by the same user not more than 10 days ago, which suggests that the original transaction was cancelled but the user forgot to return the pack to the system. The pack state is now active, and the pack can be dispensed/decommissioned. The user must investigate the reason for the error (e.g. a shared pack which has been opened earlier and decommissioned, or a pack which was not returned to the system after not being dispensed) and take preventive action not to repeat the error.</li> <li>4. If undo is not possible, and the system returns the exception "<i>The pack cannot be reactivated. Time limit exceeded.</i>", the original transaction was performed more than 10 days ago by the same user and the pack cannot be reactivated anymore, see <a href="#">chapter 6.8</a>. If the system returns the exception "<i>The pack cannot be reactivated. It was decommissioned/supplied at another location.</i>", the original transaction was performed by a different user. <u>This may be a falsified pack.</u> In this case, <u>the pack must not be dispensed until the reason behind the alert has been clarified.</u> The pack should be set aside and clearly marked that it cannot be dispensed. See also <a href="#">chapter 6.9</a>.</li> <li>5. <u>If the cause of the alert cannot be solved by the user,</u> FiMVO can be asked to review the pack audit trail (<a href="mailto:nmvs@fimvo.fi">nmvs@fimvo.fi</a>). This alert may also be raised when the pack data is not found in FiMVS and in those cases, the MAH / supplier should be contacted to check the audit trail from the EU country where the data is found. Support requests must include the human readable data of the pack, i.e. product code, serial number, batch ID and expiry date. It is helpful to send a photograph of the pack as an attachment. <u>If the audit trail implies a product defect or falsification, this must be notified to the MAH either through the wholesaler's product defect system or directly via email or phone.</u> N.B. The pack should not be returned to the wholesaler before the cause of the alert has been resolved and/or before the return has been agreed with the MAH.</li> </ol>
MAH / OBP	<p>If the pharmacy / wholesaler contacts the MAH/OBP, FiMVO can be asked to review the pack audit trail (<a href="mailto:nmvs@fimvo.fi">nmvs@fimvo.fi</a>). In cases where the pack data has not been uploaded to FiMVS, FiMVO cannot review the complete audit trail of the pack. FiMVO can check the transactions which were performed in Finland. If necessary, the MAH / OBP can check the audit trail in another EU country by contacting the support of the medicines verification organisation of that particular country.</p>

	<b>WI – Alert Handling Guideline for Medicines Verification System for System Users</b>		
	Document Number: NMVO-0049	Version: 5.0	
	Effective date: 16-May-2024		Page 26 of 31

*6.7 The pack cannot be decommissioned. OR The pack is already decommissioned at this location.*

Alert message	Explanation	Alert code (FiMVS)
The pack cannot be decommissioned.  OR  The pack is already decommissioned at this location.	The user attempted to decommission (not as Supplied) a pack that was already decommissioned.	51320000, 51320200, 51320201, 51320300, 51320301, 51320400, 51320401, 51320500, 51320501, 51320600, 51320601, 51320700, 51320701, 51320800, 51320801, 51320900

A complete list of all return / alert codes beginning with 5132 with their descriptions can be found in this [document](#) on FiMVO website.

Possible root causes of the alert:

- The same user has already decommissioned the pack. The alert message will in this case state that the decommissioning was performed at the same location.
- Another end user has already decommissioned the pack. The alert message will in this case state that the decommissioning was performed at another location.
- In some rare cases it is possible that two packs with identical identifiers have been released on the market by the MAH/OBP and the other one of these two packs has already been decommissioned.

## WI – Alert Handling Guideline for Medicines Verification System for System Users


Document Number: NMVO-0049

Version: 5.0

Effective date: 16-May-2024

Page 27 of 31

Actor	Alert handling procedure
Pharmacy / Hospital pharmacy / Dispensary / Wholesaler	<ol style="list-style-type: none"> <li>1. Check the pack status in FIMVS, if it is not evident based on the alert message.</li> <li>2. Undo the previous action on the pack, i.e. reactivate the pack.</li> <li>3. If the undo is successful, the original transaction was performed by the same user not more than 10 days ago, which suggests that the original transaction was cancelled but the user forgot to return the pack to the system. The pack state is now active, and the pack can be dispensed/decommissioned. The user must investigate the reason for the error and take preventive action not to repeat the error.</li> <li>4. If undo is not possible, and the system returns the exception "<i>The pack cannot be reactivated. Time limit exceeded.</i>", the original transaction was performed more than 10 days ago by the same user and the pack cannot be reactivated anymore, see <a href="#">chapter 6.8</a>. If the system returns the exception "<i>The pack cannot be reactivated. It was decommissioned/supplied at another location.</i>", the original transaction was performed by a different user. <u>This may be a falsified pack.</u> In this case, <u>the pack must not be dispensed until the reason behind the alert has been clarified.</u> The pack should be set aside and clearly marked that it cannot be dispensed. See also <a href="#">chapter 6.9</a>.</li> <li>5. If it is not possible to review the pack audit trail within the user's own system, the user should contact FIMVO for the audit trail of the pack (nmvs@fimvo.fi)</li> <li>6. <u>If the audit trail implies a product defect or falsification, this must be notified to the MAH either through the wholesaler's product defect system or directly via email or phone.</u> Notifications must include the human readable data of the pack, i.e. product code, serial number, batch ID and expiry date. It is helpful to send a photograph of the pack as an attachment. The photo should include the 2D code and the human readable data on the pack. N.B. The pack should not be returned to the wholesaler before the cause of the alert has been resolved and / or before the return has been agreed with the MAH.</li> </ol>
MAH / OBP	If the pharmacy / wholesaler contacts the MAH/OBP, FIMVO can be asked to review the pack audit trail ( <a href="mailto:nmvs@fimvo.fi">nmvs@fimvo.fi</a> ).

	WI – Alert Handling Guideline for Medicines Verification System for System Users		
	Document Number: NMVO-0049	Version: 5.0	
	Effective date: 16-May-2024		Page 28 of 31


### 6.8 The pack cannot be reactivated. Time limit exceeded.

Exception message	Explanation	Return code (FiMVS)
The pack cannot be reactivated. Time limit exceeded.	The user attempted to reactivate a pack that has been decommissioned more than 10 days ago and the action cannot be undone anymore.	51420002, 51420200, 51420501, 51420601, 51420801

Root cause of the exception:

- The pack was decommissioned by the same user more than 10 days ago and the action cannot be undone anymore.

Actor	Exception handling procedure
Pharmacy / Hospital pharmacy / Dispensary / Wholesaler	This exception means that the pack was decommissioned by the same user more than 10 days ago and the action cannot be undone anymore. FIMVO can check the pack audit trail ( <a href="mailto:nmvs@fimvo.fi">nmvs@fimvo.fi</a> ) if needed.
MAH / OBP	If the pharmacy / wholesaler contacts the MAH/OBP, FIMVO can be asked to review the pack audit trail ( <a href="mailto:nmvs@fimvo.fi">nmvs@fimvo.fi</a> ).

	WI – Alert Handling Guideline for Medicines Verification System for System Users		
	Document Number: NMVO-0049	Version: 5.0	
	Effective date: 16-May-2024		Page 29 of 31

*6.9 The pack cannot be reintroduced. It was supplied at another location. OR The pack cannot be reactivated. It was decommissioned at another location.*


Exception message	Explanation	Return code (FiMVS)
<p>The pack cannot be reintroduced. It was supplied at another location.</p> <p>OR</p> <p>The pack cannot be reactivated. It was decommissioned at another location.</p>	<p>The user attempted to reactivate a pack that has been decommissioned by a different location. Undo can only be executed by the same location (e.g. the same pharmacy) which performed the initial transaction.</p>	<p>51420201, 51420300, 51420400, 51420500, 51420600, 51420700, 51420900</p>

A complete list of all return / alert codes beginning with 5142 with their descriptions can be found in this [document](#) on FiMVO website.

Root cause of the error:

- Another user has performed the original transaction (e.g. another pharmacy).

Actor	Error handling procedures
Pharmacy / Hospital pharmacy / Dispensary / Wholesaler	<p>This exception means that another user has performed the original transaction (e.g. another pharmacy). FiMVO can check the pack audit trail (<a href="mailto:nmvs@fimvo.fi">nmvs@fimvo.fi</a>) if needed.</p> <p>The root cause for this error must always be investigated before the pack is dispensed. If falsification is not suspected, the pack can be dispensed to the patient.</p>
MAH / OBP	If the pharmacy / wholesaler contacts the MAH/OBP, FiMVO can be asked to review the pack audit trail ( <a href="mailto:nmvs@fimvo.fi">nmvs@fimvo.fi</a> ).

	<b>WI – Alert Handling Guideline for Medicines Verification System for System Users</b>		
	Document Number: NMVO-0049	Version: 5.0	
	Effective date: 16-May-2024		Page 30 of 31


## 7. Roles & Responsibilities

All persons authorised or entitled to supply medicinal products to the public are obliged to verify the safety features of the medicines packs they are dispensing according to the Delegated Regulation (EU) 2016/161 and to decommission the unique identifiers from the medicines verification system. If the verification of the unique identifier indicates that the medicine pack may not be genuine, it must not be distributed or dispensed. Investigations should be initiated without delay.

The marketing authorisation holder bears primary responsibility for addressing suspected or actual falsification. All entities operating in the pharmaceuticals sector are responsible for taking the appropriate measures to address any cases of suspected or actual falsification in products they manufacture, import, distribute or release for consumption.

FiMVO maintains the Finnish Medicines Verification System and monitors its operation and alerts generated in the system. When necessary, FiMVO assists system users in resolving alerts. Upon request, FiMVO is obliged to provide Fimea with information stored in the system in order to investigate possible cases of falsification and to inspect whether individual marketing authorisation holders, manufacturers, wholesalers and pharmacies / hospital pharmacies / dispensaries comply with the Delegated Regulation (EU) 2016/161.

FiMVO is occasionally contacted by end users requesting the permission to dispense a pack which has generated an alert in the system. FiMVO is not the national competent authority, but a non-profit company responsible for the setting up and managing the Medicines Verification System in Finland as required by the EU legislation. FiMVO offers support to distribution chain actors in questions regarding medicines verification, but the responsibility for the assessment and decisions regarding the required actions lies on the actors themselves.

	WI – Alert Handling Guideline for Medicines Verification System for System Users		
	Document Number: NMVO-0049	Version: 5.0	
	Effective date: 16-May-2024		Page 31 of 31

## 8. Reference documents

Document Identification	Title
Falsified Medicines Directive (2011/62/EU)	<a href="https://eur-lex.europa.eu/legal-content/EN/TXT/PDF/?uri=CELEX:32011L0062&amp;qid=1665402084073&amp;from=EN">https://eur-lex.europa.eu/legal-content/EN/TXT/PDF/?uri=CELEX:32011L0062&amp;qid=1665402084073&amp;from=EN</a>
Commission Delegated Regulation (EU) 2016/161	<a href="https://eur-lex.europa.eu/legal-content/EN/TXT/PDF/?uri=CELEX:02016R0161-20220101&amp;qid=1665401681977&amp;from=EN">https://eur-lex.europa.eu/legal-content/EN/TXT/PDF/?uri=CELEX:02016R0161-20220101&amp;qid=1665401681977&amp;from=EN</a>
Commission Questions & Answers – document	<a href="https://ec.europa.eu/health/sites/health/files/files/falsified_medicines/qa_safetyfeature_en.pdf">https://ec.europa.eu/health/sites/health/files/files/falsified_medicines/qa_safetyfeature_en.pdf</a>

**SIGNATURES****ALLEKIRJOITUKSET****UNDERSKRIFTER****SIGNATURER****UNDERSKRIFTER**

This documents contains 31 pages before this page

Dokumentet inneholder 31 sider før denne siden

Tämä asiakirja sisältää 31 sivua ennen tätä sivua

Dette dokument indeholder 31 sider før denne side

Detta dokument innehåller 31 sidor före denna sida

authority to sign

representative

custodial

asemavaltuus

nimenkirjoitusoikeus

huoltaja/edunvalvoja

ställningsfullmakt

firmateckningsrätt

förvaltare

autoritet til å signere

representant

foresatte/verge

myndighed til at underskrive

repræsentant

frihedsberøvende